

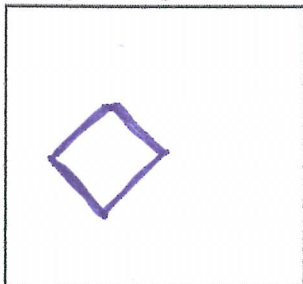
Secret Santa

Grade: 2+


Time: 20-40 min

Materials: Markers

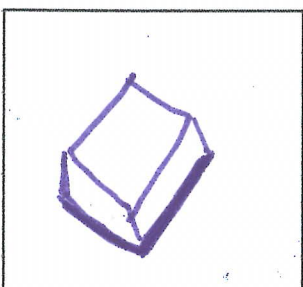
Steps: 1) draw a diagonal square in the middle of the page



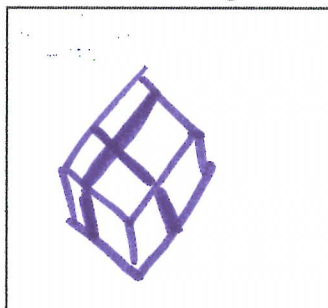

2) Draw a one inch line from three edges




3) Connect the three lines you drew in step 2
- The gift box is now a 3 dimensional shape



4) Draw a cross on the square and extend the cross over the edge of the square



5) Draw a ribbon where the cross intersects and tag with the name of the person who will receive the gift



6) At the top of the paper, draw the bottom of a Christmas tree



7) next to the present, draw a picture of what you would like to give to your secret santa or special someone



8) Add any other Christmas accessories that you would like to your artwork.

