


## Reflection

Grade: 4+

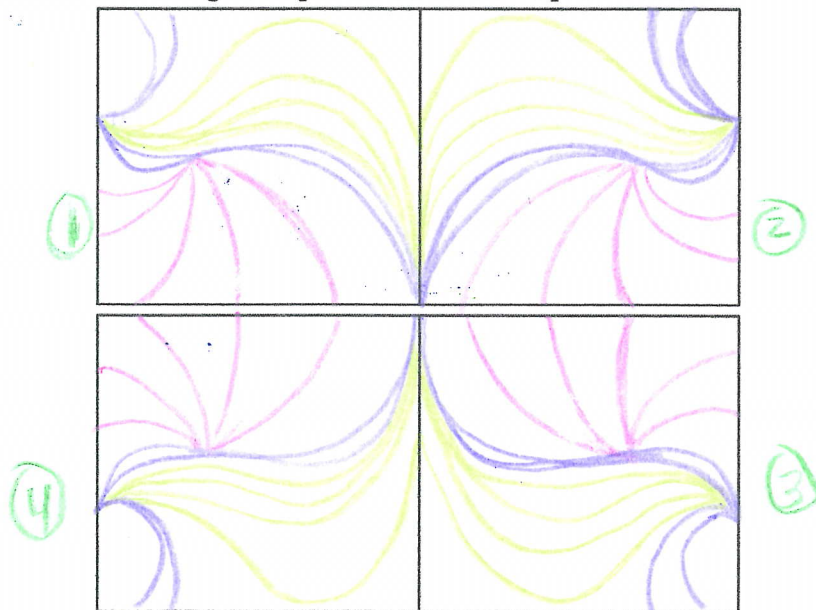
Time: 30 mins - 1 hr

Materials: Pencil  
Ruler  
Color Pencil or Markers  
Small compact mirror (optional)


- Steps: 1) using a ruler, divide the paper into four even squares  
2) In the FIRST square, create a design of any sort using markers or color pencils  
-students can draw simple shapes  
-students can draw straight, squiggly, or curvy lines




- 3) Draw a mirrored image of square 1 to square 2  
- Students can use a compact mirror to help draw the mirror image  
4) Draw a mirrored image of square 1 and 2 into square 3 and 4



5) In square 1 fill in **SOME** of the spaces with designs



6) Repeat steps 3 and 4



7) Fill in more designs in the spaces in square 1

8) Repeat steps 3 and 4

9) The finish product is a symmetrical artwork consisting of 4 mirrored images.

