


## Flowers

Grade: 3+


Time: 15-30 min

Materials: Markers


Step 1) Draw a big flower (about the size of your hand) anywhere on the paper.



2) Color in the Petals with 2 different colors like the one shown below:




3) Draw vines coming out between each petal.  
- the vines can have lots of loops and curls if you like.




4) On each vine, add leaves.

- Here are some ways you can draw a leaf



4) Then, color in the leaves with a green marker.

- You can choose to color it in completely or halfway.



5) On each vine, you can add small little flowers if you like.

